Gingerbread Man Cookie Pattern, 3 Sizes

Cut one out, lay it on chilled dough rolled onto parchment, and trace around it with a small sharp knife. The arms and legs are drawn wider than a store cutter so they survive the bake.

Sizes 5 in, 3.5 in and 2.5 in at Actual Size · Paper: US Letter · Print at Actual Size or 100%, not Fit to Page



5 in tall, large
Roll to 5/16 in
Bake 13 to 15 min at 350F



3.5 in tall, standard
Roll to 1/4 in
Bake 10 to 12 min at 350F



2.5 in tall, mini
Roll to 3/16 in
Bake 7 to 8 min at 350F

Solid line: cut here. Cut just outside the line on paper, and on the line when tracing dough.

1 inch. Measure this bar. If it is not 1 inch, reprint at Actual Size.

bestgingerbreadhouses.com · free to print for personal, classroom and library use · please do not resell the file