Bee Cookie Template: 6 Shapes

Print at Actual Size or 100 percent and measure the red bar: it must be exactly 1 inch. Cut on the solid lines.

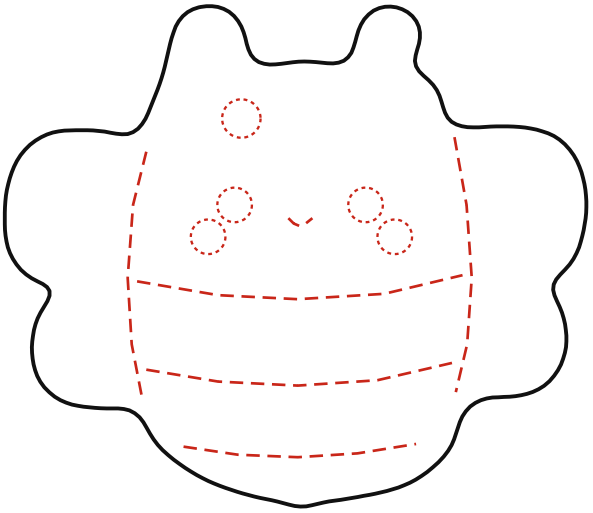

Front bee: classic and holly sprig

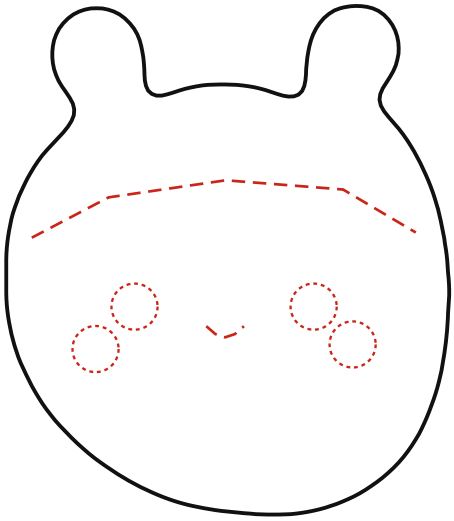

Bee face

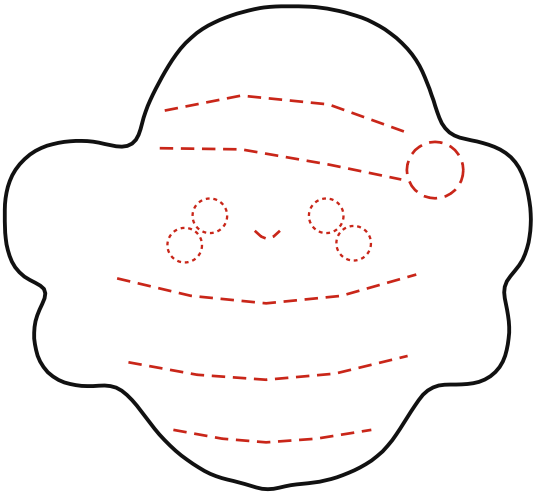

Santa hat bee

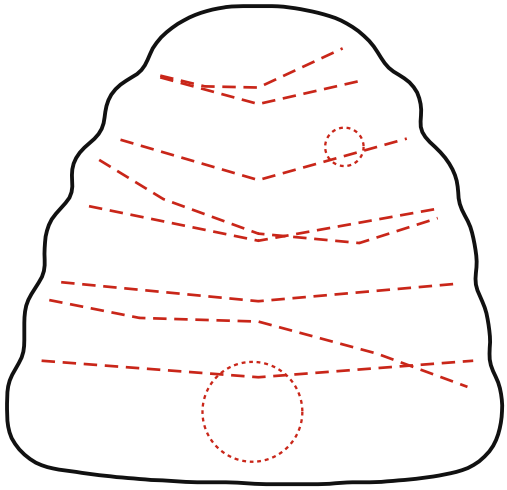

Beehive in lights

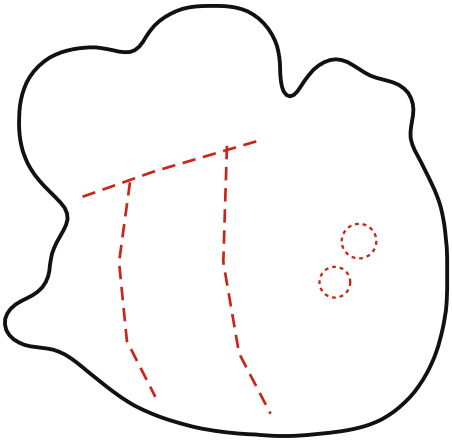

Flying bee

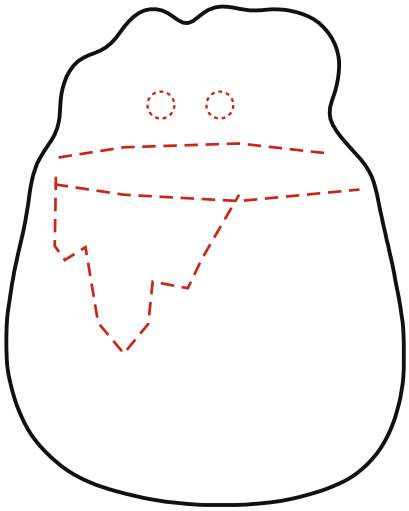

Honey pot bee

Guide key

- Red dashes: icing guides only
- Dots: eyes, cheeks, holly, door
- Curve on each face: the smile
- Bodies: bands, wing joins
- Santa hat: brim band and pom
- Honey pot: rim and honey drip
- Hive: 5 coils, 3 light strings

1 inch test bar

Cut wings, knobs, stinger, hat tip and pom last; freeze.

Roll the dough 1/4 inch thick. Cut round the paper with a small paring knife held straight up.

Generic bees drawn for home baking: no characters, brand names, logos or lettering.

Original bee shapes. Free for personal use. bestgingerbreadhouses.com