Christmas Card Cookie Template: 7 Shapes

Print at Actual Size or 100 percent and measure the red bar: it must be exactly 1 inch. Cut on the solid lines.

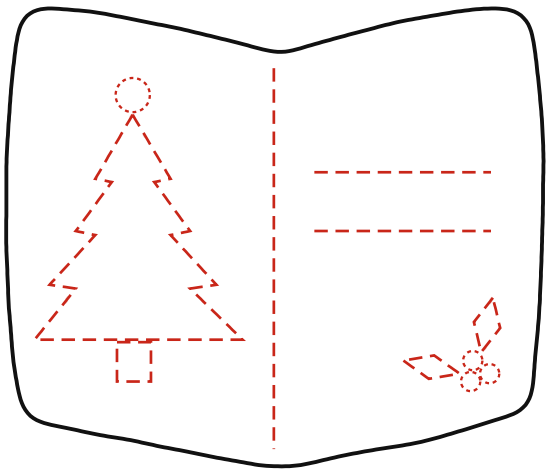

Folded card

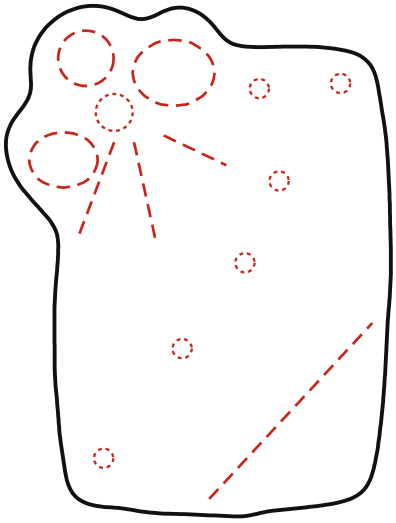

Bow card

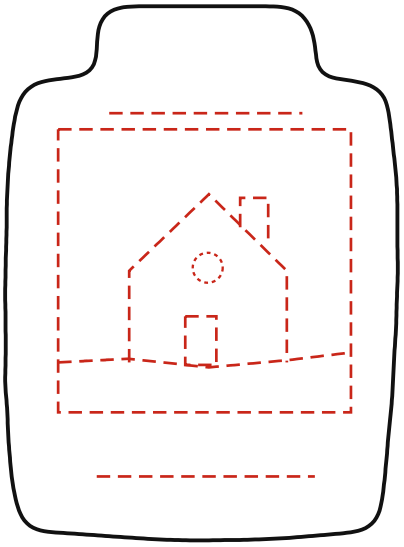

Instant photo

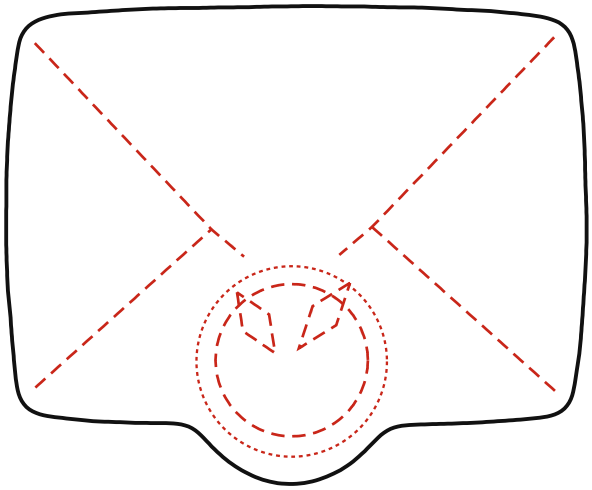

Envelope



Scalloped card

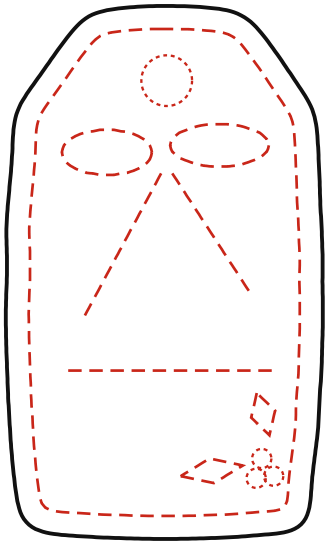

Gift tag

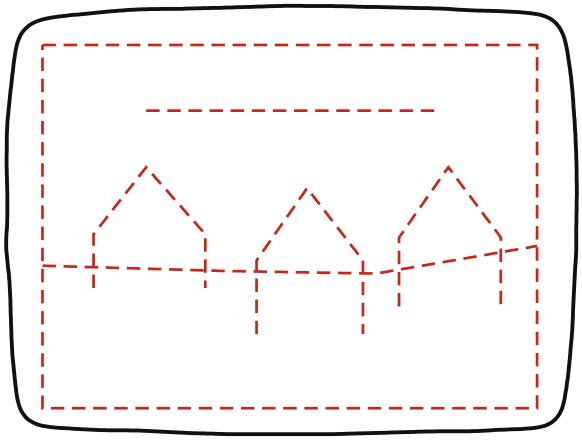

Postcard

Guide key

- Red dashes are icing guides, never cut lines
- Dotted circles: seal, star, knot, ring, berries
- Cards: fold, tree, knob, bow loops, poinsettia
- Envelope and tag: flap folds, string, holly
- Postcard: border, snowy hills, three houses
- Photo card: window, tape, house, caption

1 inch test bar

Cut the straight sides first and the seal, knob, bow, tape tab and scallops last.

Lettering practice, optional: slide parchment over a word and trace it, or trace it with an edible marker onto the cookie.

JOY

Merry Christmas

Home for Christmas

For You

NOEL

Roll the dough 1/4 inch thick. Cut round the paper with a small paring knife held straight up. Greetings are piped, never cut.

Original Christmas card shapes drawn for home baking, no brand names or logos. Free for personal use. bestgingerbreadhouses.com