Christmas Morning Cookie Template: 7 Shapes

Print at Actual Size or 100 percent and measure the red bar: it must be exactly 1 inch. Cut on the solid lines.

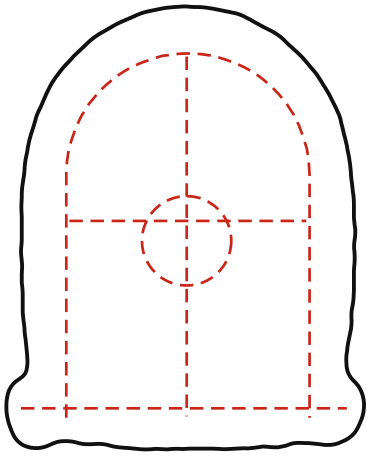

Snowy window

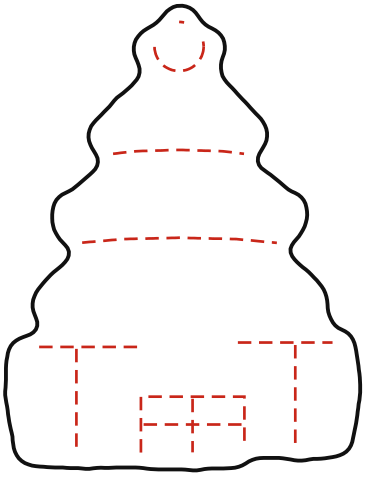

Tree with gifts

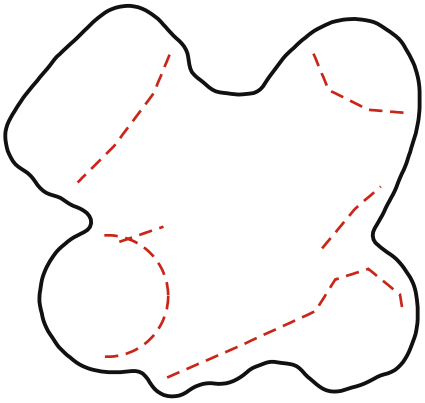

Spilled stocking

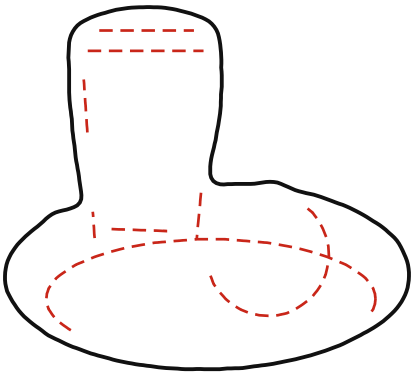

Plate and empty glass

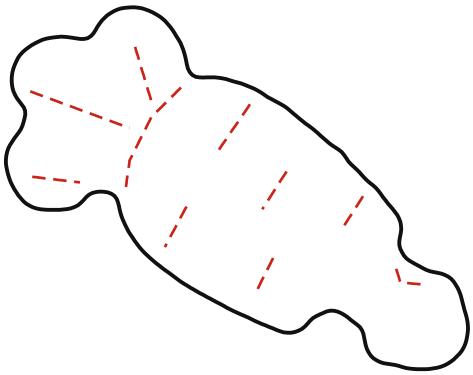

Bitten carrot

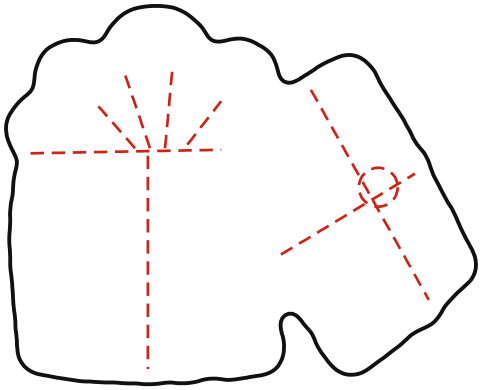

Open gift box

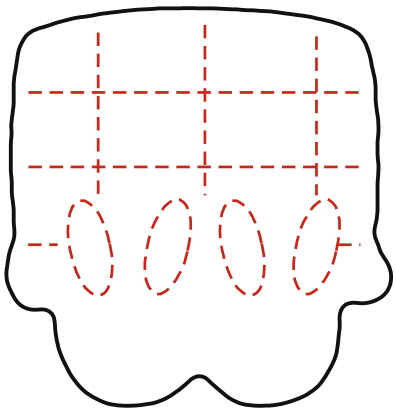

Bunny slippers

Guide key

- Red dashes are icing guides, never cut lines
- Window: pane arch, cross, wreath ring, sill
- Tree: star, tier hems, gift tops and ribbons
- Stocking: cuff, toe, heel, orange, cane line
- Plate: glass, milk ring, rim, bitten cookie
- Carrot: ridges, leaf veins, bite line
- Box: rim, ribbons, bow knot, tissue folds
- Slippers: ears lie on the blanket, pipe them

1 inch test bar

Roll the dough 1/4 inch thick. Cut the inside curves first, then the carrot leaves, the tissue puffs and the cane hook. Every part is solid and at least 0.40 inch wide where it sticks out: no holes, nothing to snap. Freeze before baking.

Original Christmas morning shapes. No people, no faces. Free for personal use. bestgingerbreadhouses.com