Farm Animal Cookie Template: 7 Shapes

Print at Actual Size or 100 percent and measure the red bar: it must be exactly 1 inch. Cut on the solid lines.

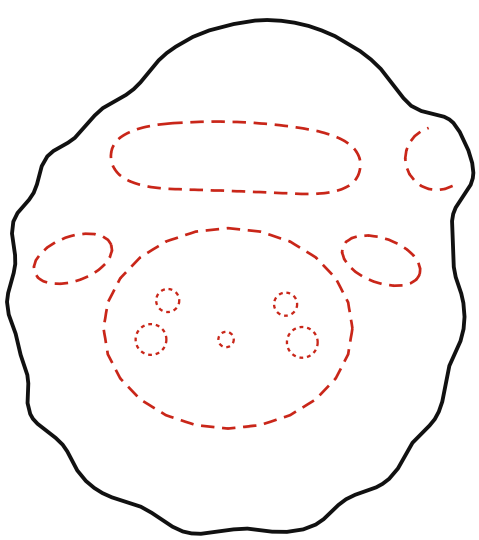

Sheep in a Santa hat

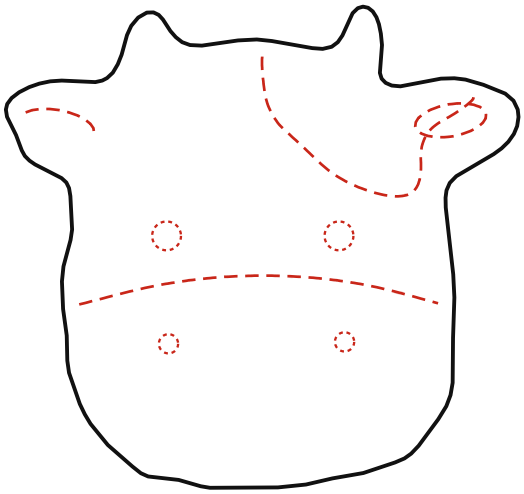

Dairy cow

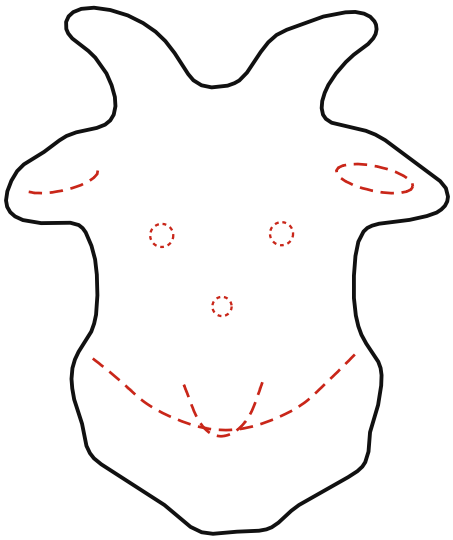

Goat with a wreath

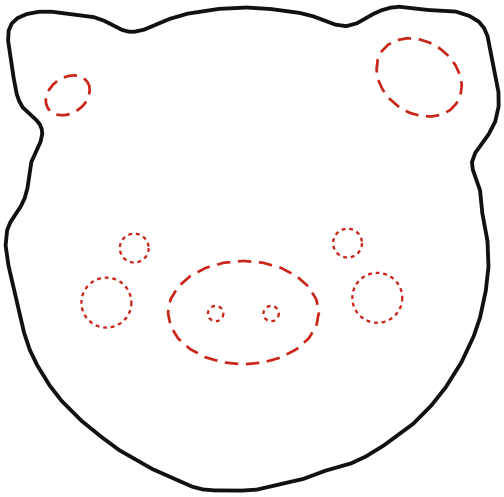

Pig

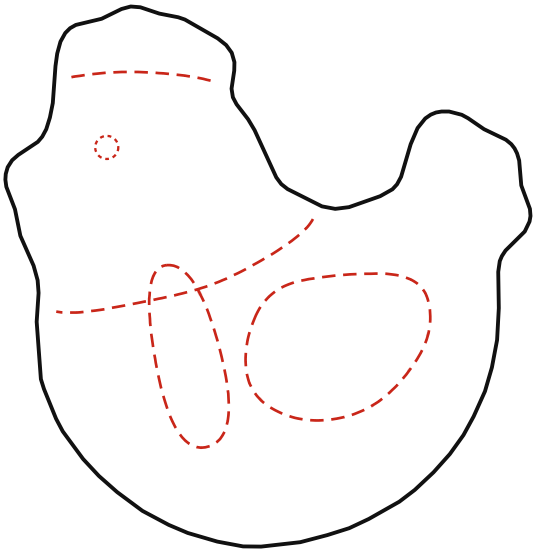

Hen in a scarf

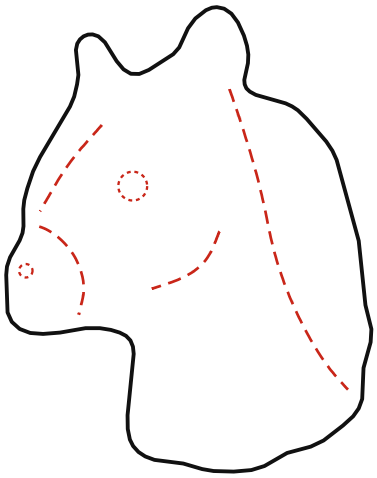

Horse

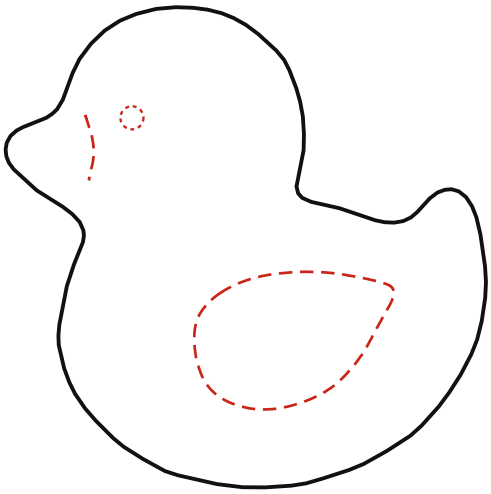

Duck

Guide key

- Red dashes are icing guides, never cut lines
- Dotted circles: eyes, nostrils and cheeks
- Pig: the snout; cow: the muzzle and one eye patch
- Sheep: the hat brim, the pom and the dark face
- Hen: the scarf band, its end and the wing
- Goat: inner ears, the beard, the wreath edge
- Horse: the mane edge and blaze; duck: wing, bill

1 inch test bar

Cut the ears, horns, beak, bill, tail and hat pom last, then freeze before baking.

Roll the dough 1/4 inch thick. Cut round the paper with a small paring knife held straight up.

Generic farm animals drawn for home baking: no characters, brand names, logos or lettering.

Original farm animal shapes. Free for personal use. bestgingerbreadhouses.com