Pokemon Inspired Gingerbread Cookie Template



Pikachu with Red Cheeks

3 x 2 5/8 in

- yellow: face, ears
- red: cheeks
- black: ear tips, eyes
- pink: tongue

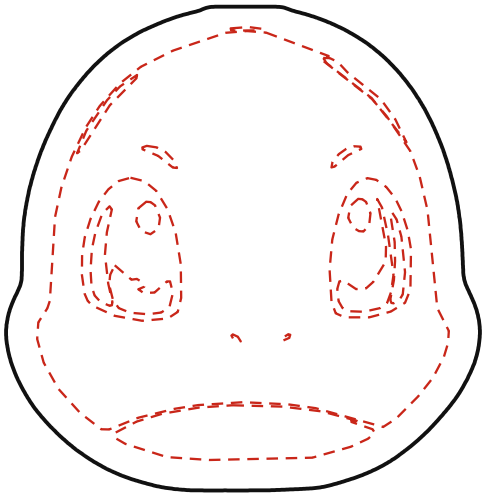

Charmander with a Tail Flame

2 1/2 x 2 1/2 in

- orange: head
- cream: chin patch
- teal: eyes
- black: brows, mouth, nose

How to read this page

Black line: cut with a paring knife or trace it onto parchment as your pattern.

Red dashes: the flood map. Each loop is one icing color, flooded one color at a time.

The outer red loop is where icing stops: leave a thin rim of bare dough all around.

Eye outlines, brow lines and flecks are piped on top the next day, once the flood has set.

Freeze cut shapes 30 minutes, then bake.

No logos and no lettering on any cookie.

1 inch test bar

1 inch square

Original fan-made shapes for home baking. Not affiliated with Pokemon, Nintendo or their makers. bestgingerbreadhouses.com

Pokemon Inspired Gingerbread Cookie Template

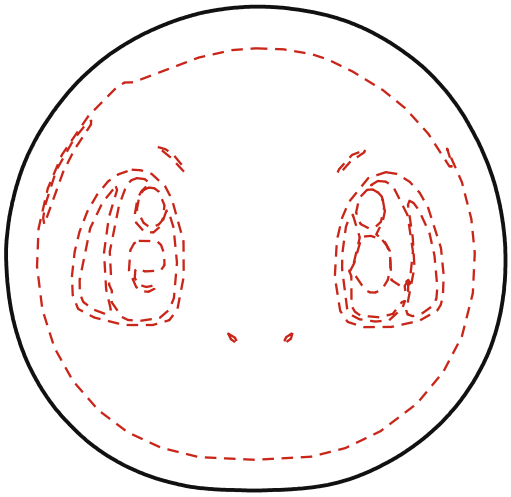

Squirtle in His Shell

2 5/8 x 2 1/2 in

- pale blue: head
- brown: eyes
- black: brows, mouth, nose
- white: eye glints

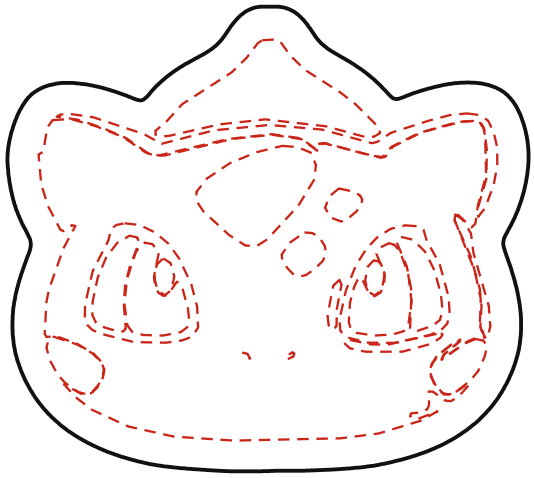

Bulbasaur with His Bulb

2 3/4 x 2 3/8 in

- teal green: head
- dark green: patches
- green: bulb
- red: eyes
- white: eye glints

How to read this page

Black line: cut with a paring knife or trace it onto parchment as your pattern.

Red dashes: the flood map. Each loop is one icing color, flooded one color at a time.

The outer red loop is where icing stops: leave a thin rim of bare dough all around.

Eye outlines, brow lines and flecks are piped on top the next day, once the flood has set.

Freeze cut shapes 30 minutes, then bake.

No logos and no lettering on any cookie.

1 inch test bar

1 inch square

Original fan-made shapes for home baking. Not affiliated with Pokemon, Nintendo or their makers. bestgingerbreadhouses.com

Pokemon Inspired Gingerbread Cookie Template

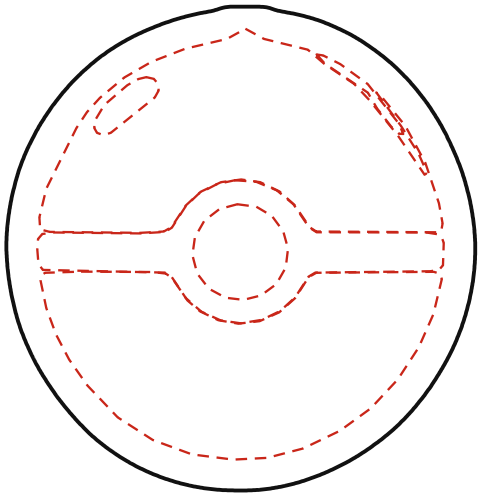

A Poke Ball

2 3/8 x 2 1/2 in

- red: top half
- white: bottom half, button
- black: band, outline

How to read this page

Black line: cut with a paring knife or trace it onto parchment as your pattern.

Red dashes: the flood map. Each loop is one icing color, flooded one color at a time.

The outer red loop is where icing stops: leave a thin rim of bare dough all around.

Eye outlines, brow lines and flecks are piped on top the next day, once the flood has set.

Freeze cut shapes 30 minutes, then bake.

No logos and no lettering on any cookie.

1 inch test bar

1 inch square

Original fan-made shapes for home baking. Not affiliated with Pokemon, Nintendo or their makers. bestgingerbreadhouses.com