Puppy Cookie Template: 7 Shapes

Print at Actual Size or 100 percent and measure the red bar: it must be exactly 1 inch. Cut on the solid lines.

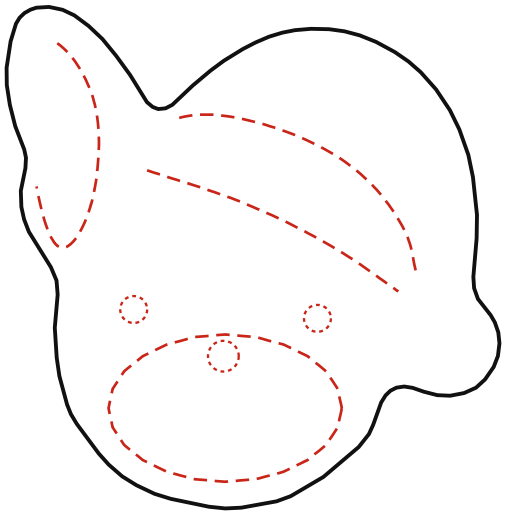

Frenchie in a Santa hat

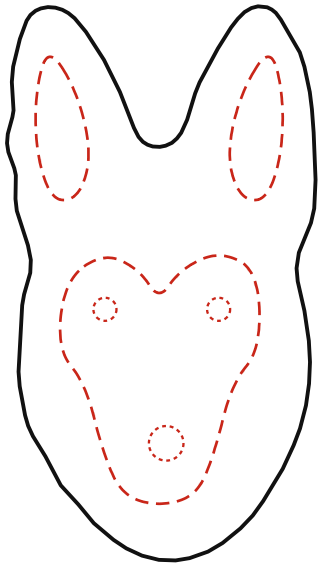

German Shepherd

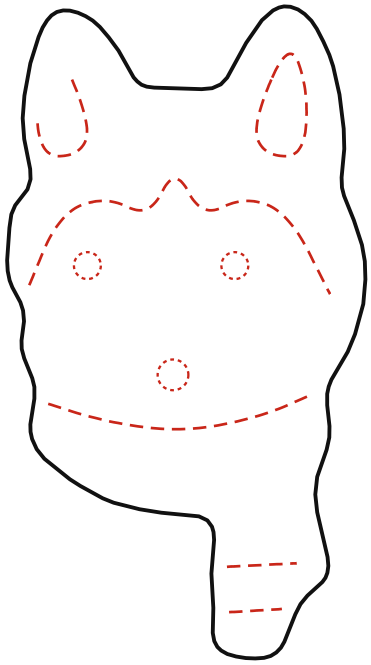

Husky in a scarf

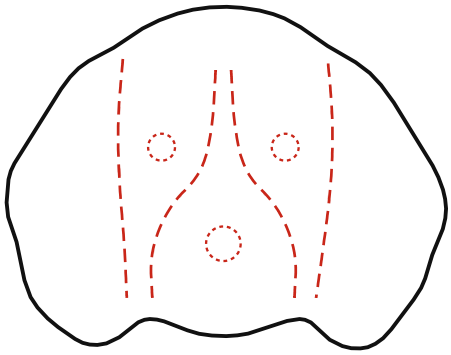

Beagle

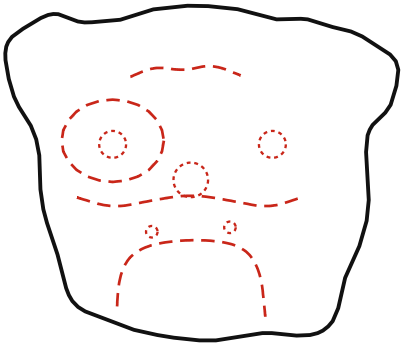

Bulldog

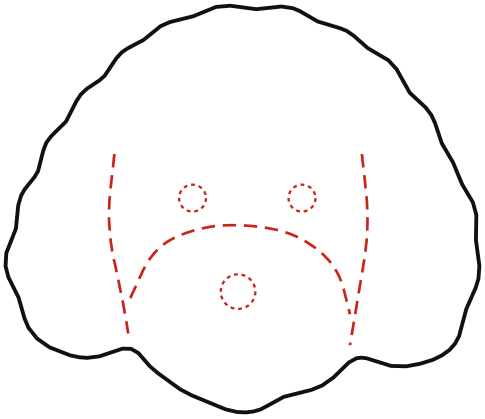

Goldendoodle

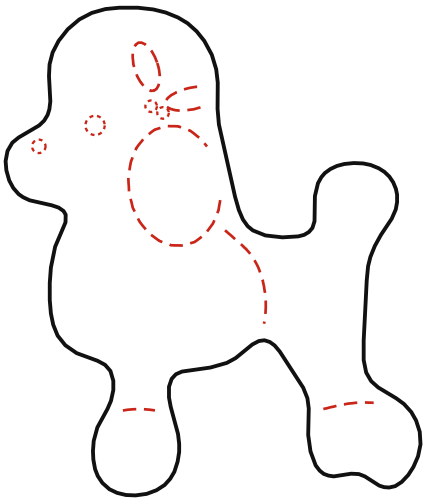

Poodle with holly

Guide key

- Red dashes are icing guides, never cut lines
- Dotted circles: eyes, noses, teeth, berries
- Ovals on the face: the muzzles
- Frenchie: hat brim and the pink bat ear
- Shepherd, husky: inner ears and the mask
- Husky: scarf top and the scarf end stripes
- Poodle: ear, pom edges and holly leaves
- Beagle, doodle: ear edges, blaze, muzzle
- Bulldog: wrinkle, lip, underbite, eye patch

1 inch test bar

Cut ears, legs, poms and hat tip last, then freeze before baking.

Roll the dough 1/4 inch thick. Cut round the paper with a small paring knife held straight up.

Generic puppies drawn for home baking: no characters, brand names, logos or lettering.

Original puppy shapes. Free for personal use. bestgingerbreadhouses.com