San Francisco Gingerbread House Template: page 1 of 6

62 baked pieces for five landmarks over 6 pages. Check the red bar on every page first.

What is on each page

Page 1	This index, the board plan and the test bar
Page 2	Golden Gate Bridge: tower, tower foot, pier, end pylon, pylon foot and the 8 5/8 in deck
Page 3	Bridge cable guide: slide it under parchment and pipe over it, never cut
Page 4	Coit Tower: shaft panel, base and top rim octagons, two hill slabs
Page 5	Painted Ladies: front, side wall, roof. Alcatraz: lighthouse, cap, upper island, base, cellhouse
Page 6	Cable car: street, car side, car end, roof and roof top. Alcatraz lower island

The finished city

A 20 x 14 in board. Spread the blue icing bay first, then set each landmark where the plan shows.

Heights: bridge towers about 4 in, Coit Tower about 4 1/2 in, Painted Ladies about 3 1/4 in,

Alcatraz about 3 1/8 in, cable car about 1 3/4 in at the top of its street.

About 169 square inches of dough: one batch, rolled 1/4 inch thick, baked in rounds.

Board plan, from above, not to scale with the pieces

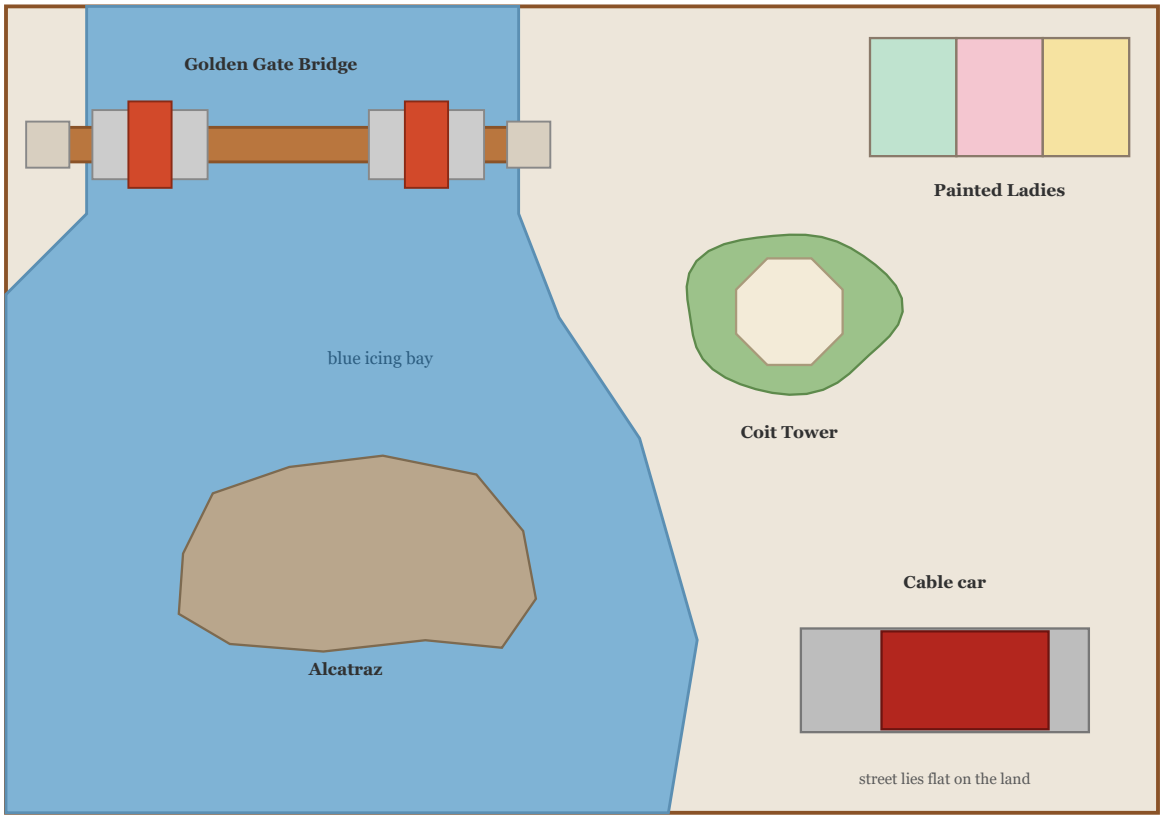

1 inch test bar
measure it first

Each landmark is built and dried on its own,
then carried to the board by its base.

Solid line: cut. Dashed black shape: cut out before baking and leave open.
Red dashes: piping guide only, do not cut.
Print at Actual Size or 100 percent, never Fit to Page. bestgingerbreadhouses.com

San Francisco Gingerbread House Template: page 2 of 6

Golden Gate Bridge. Cut the portal openings out of both towers before baking.

Bridge tower, cut 2

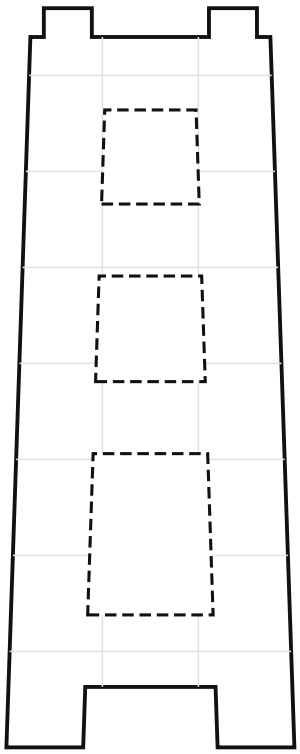

flood red-orange

Pier, cut 2

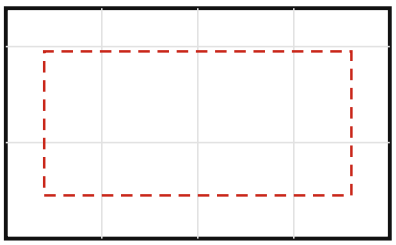

Tower foot, cut 4



Pylon foot, cut 4



End pylon, cut 2



flood grey

Deck, cut 1

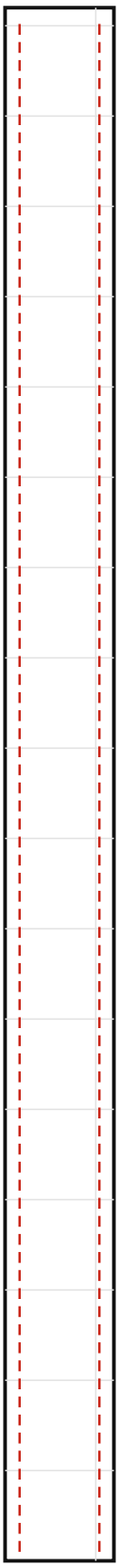

The deck slides through the lowest portal of each tower and rests on the strut below it, 1 7/8 in from each end.

Feet stand against the front and back of each tower and pylon so they stand on their own.

Flood both towers red-orange before you build.



1 inch test bar
measure it first

Solid line: cut. Dashed black shape: cut out before baking and leave open.

Red dashes: piping guide only, do not cut.

Print at Actual Size or 100 percent, never Fit to Page. bestgingerbreadhouses.com

San Francisco Gingerbread House Template: page 3 of 6

Bridge cable guide. Lay parchment over this page and pipe on it. Do not cut.

Main span cable, pipe 2 plus 1 spare

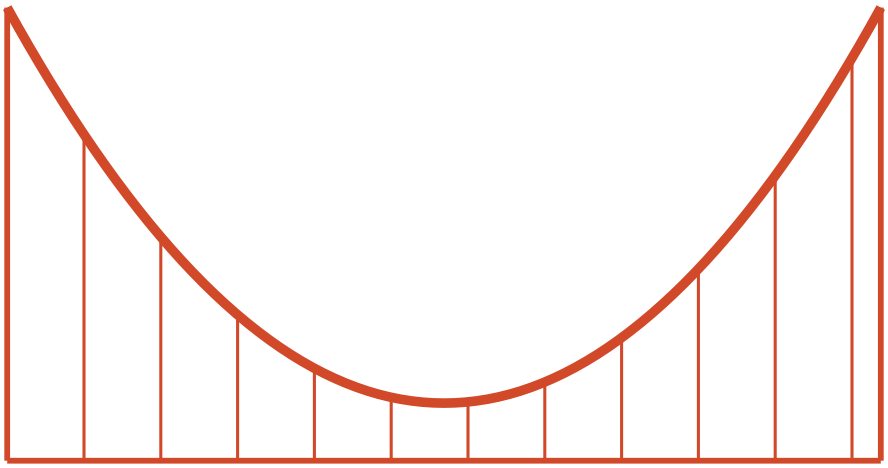

Side span, pipe 2



Side span, pipe 2

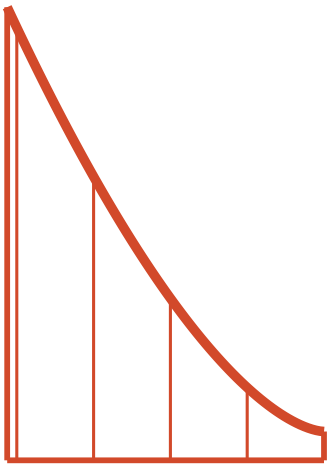

Pipe the thick cable line twice, then the deck line, the end posts and the hangers. Pipe one spare of each. Dry flat overnight, slide a thin spatula under, then stand each panel on the deck edge with its posts against a tower or pylon. Tall end: tower. Low end: deck end.

1 inch test bar
measure it first

Solid line: cut. Dashed black shape: cut out before baking and leave open.

Red dashes: piping guide only, do not cut.

Print at Actual Size or 100 percent, never Fit to Page. bestgingerbreadhouses.com

San Francisco Gingerbread House Template: page 4 of 6

Coit Tower. Eight shaft panels stand round the octagon on the base.

Hill, lower, cut 1

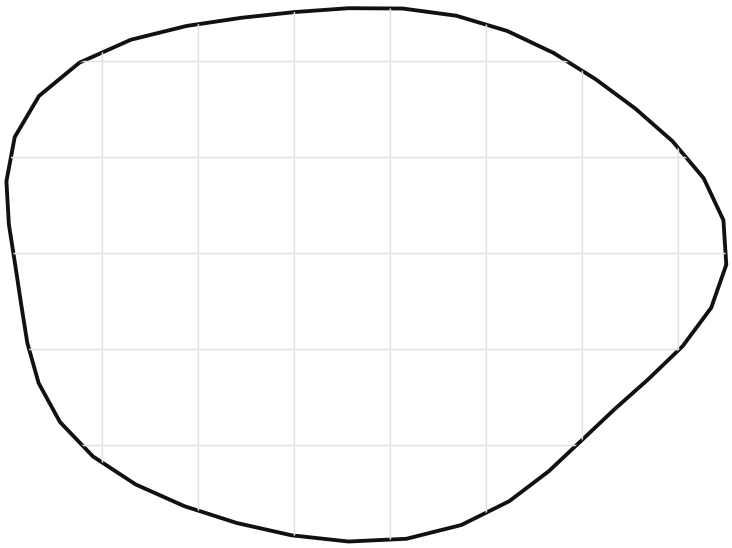

Hill, upper, cut 1

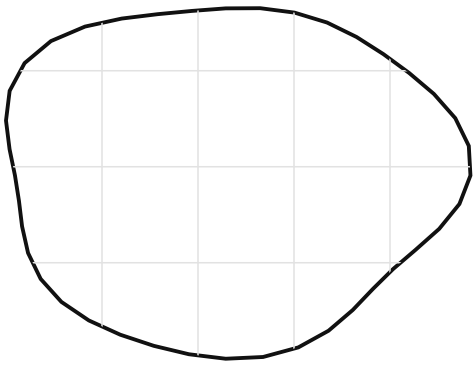

Coit base, cut 1

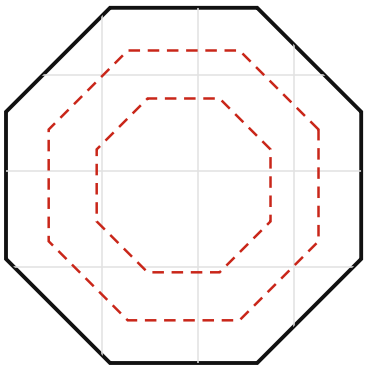

Coit shaft panel, cut 8



flood ivory

Coit top rim, cut 1

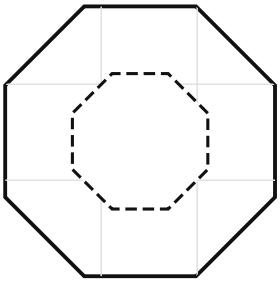

Base: red dashes show the inside and outside of the octagon. Stand the panels with their inside corners on the inner line. Pipe a thick rib down every seam: those are the flutes. Pipe the arched windows in brown. The top rim sits flush on the shaft, open in the middle.

1 inch test bar
measure it first

Solid line: cut. Dashed black shape: cut out before baking and leave open.

Red dashes: piping guide only, do not cut.

Print at Actual Size or 100 percent, never Fit to Page. bestgingerbreadhouses.com

San Francisco Gingerbread House Template: page 5 of 6

Painted Ladies, top. Alcatraz lighthouse, upper island and cellhouse, bottom.

House front and back, cut 6

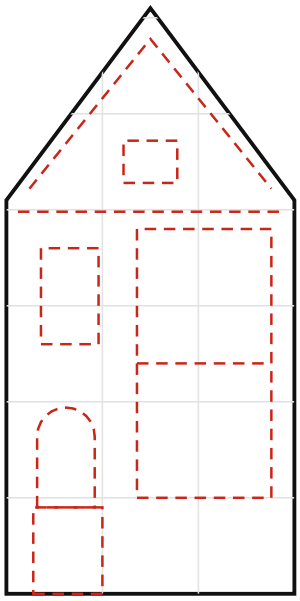

3 fronts flooded pastel, 3 backs plain

Side wall, cut 4



Roof, cut 6



Lighthouse panel, cut 4



flood pale yellow

Lantern cap, cut 1



Island, upper, cut 1

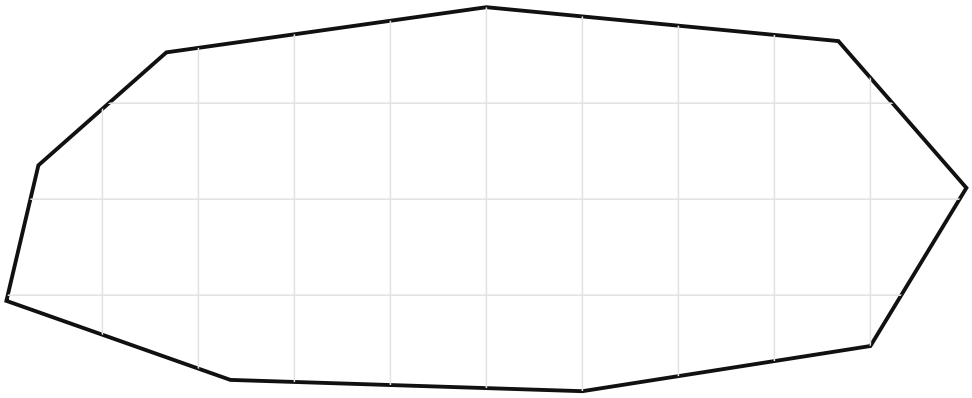

Lighthouse base slab, cut 1

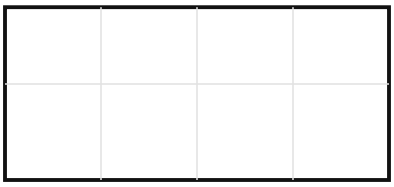

Cellhouse slab, cut 4



flood the stack white

Flood 3 fronts pastel, pipe the white trim on the dashes.

Stack the cellhouse slabs and flood them white.

The lower island slab is on page 6.

1 inch test bar
measure it first

Solid line: cut. Dashed black shape: cut out before baking and leave open.

Red dashes: piping guide only, do not cut.

Print at Actual Size or 100 percent, never Fit to Page. bestgingerbreadhouses.com

San Francisco Gingerbread House Template: page 6 of 6

Cable car and its flat street, top. Alcatraz lower island, bottom.

Street, cut 1

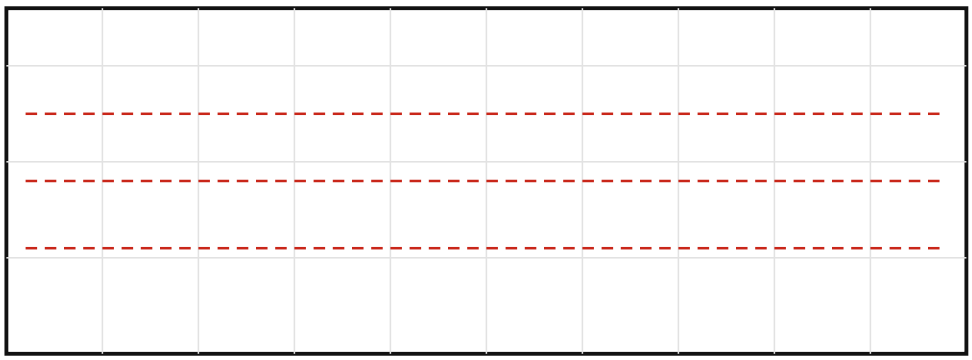

flood grey, pipe brown rails

Car end, cut 2

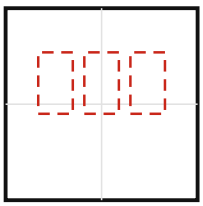

Car roof top, cut 1



Car side, cut 2

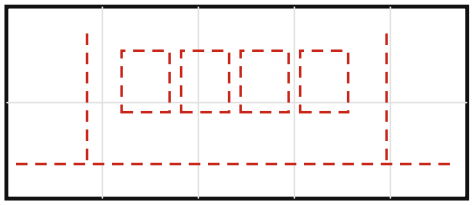

flood red, dark band at the bottom

Car roof, cut 1





1 inch test bar
measure it first

Island, lower, cut 1

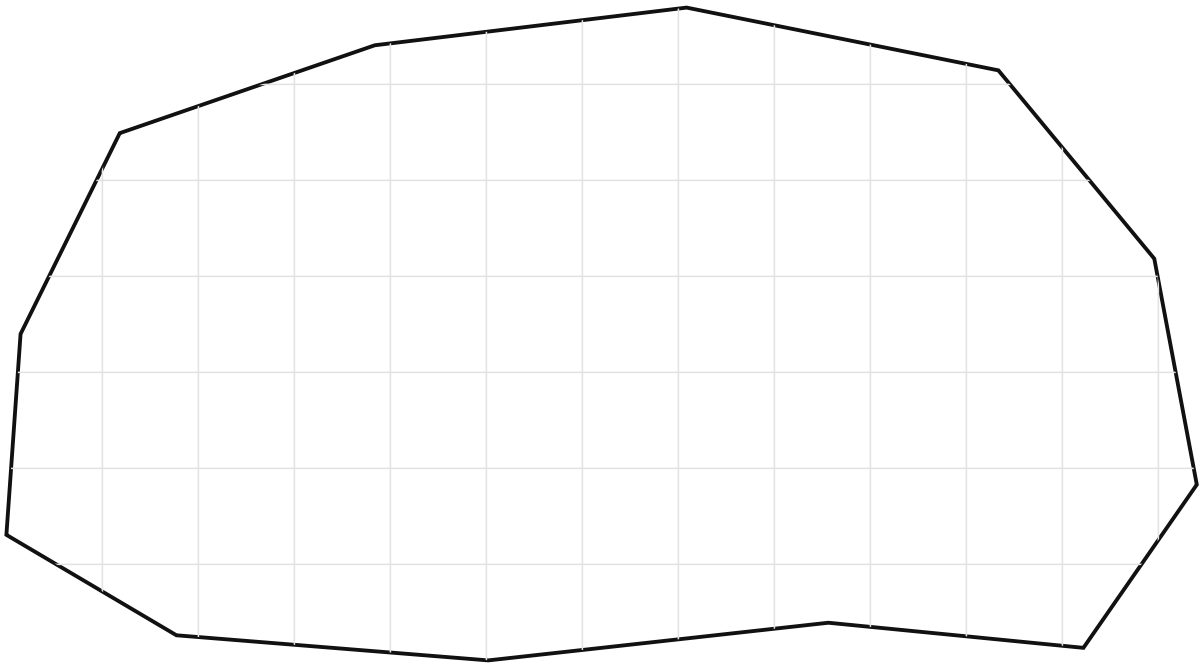

Solid line: cut. Dashed black shape: cut out before baking and leave open.

Red dashes: piping guide only, do not cut.

Print at Actual Size or 100 percent, never Fit to Page. bestgingerbreadhouses.com