Sleigh Cookie Template: 7 Shapes

Print at Actual Size or 100 percent and measure the red bar: it must be exactly 1 inch. Cut on the solid lines.

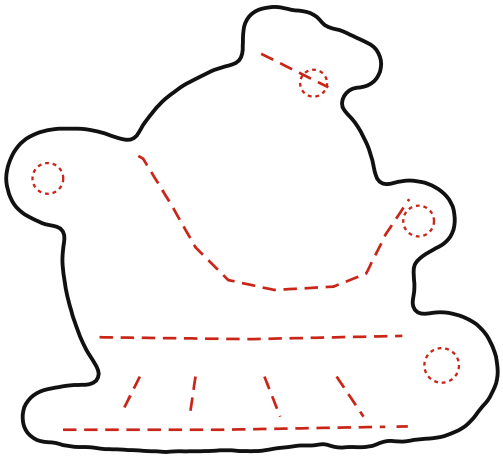

Sleigh with Santa's sack

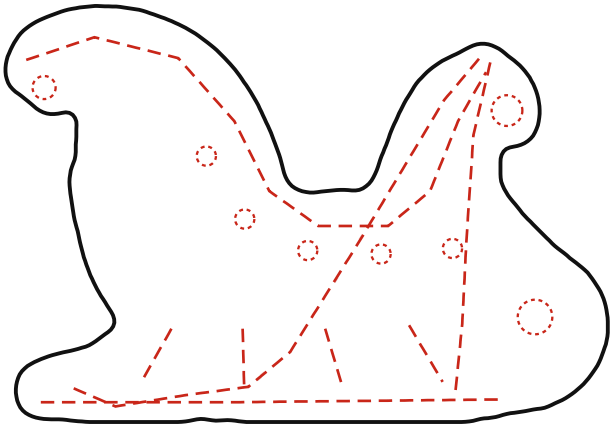

Gold-trimmed sleigh with reins

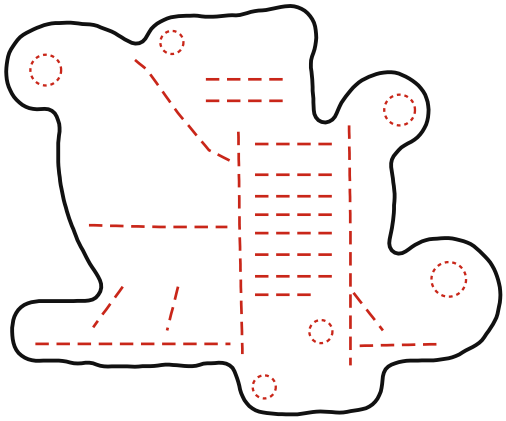

Sleigh with the Nice List

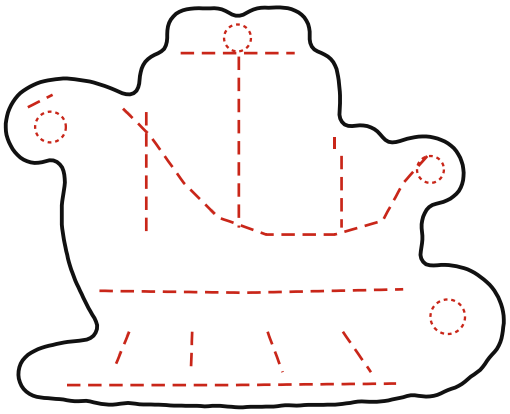

Sleigh piled with gifts

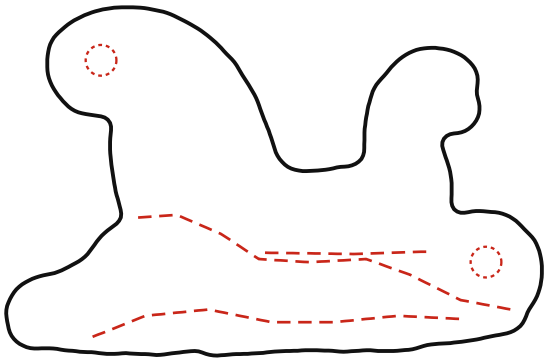

Sleigh in the snow

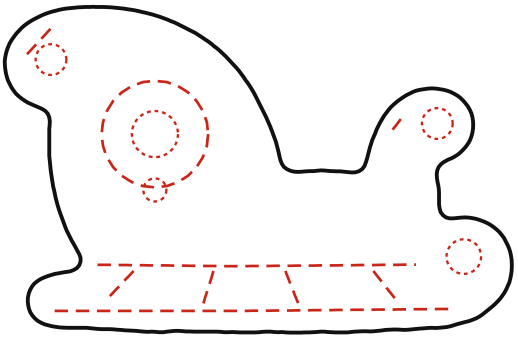

Sleigh with a wreath

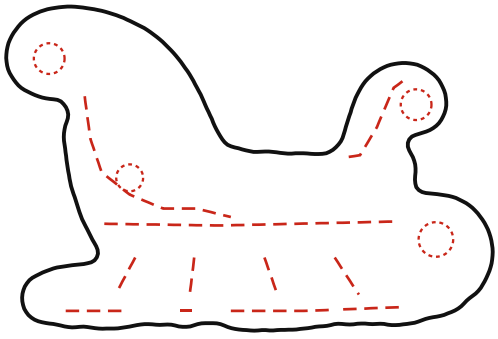

Classic red sleigh

Guide key

- Red dashes are icing guides, never cut lines
- Dotted circles: curl centers, bows, seal, bells
- Short slanted lines: the struts over the runner
- Long lines: the seat trim, dark band and runner
- Boxes, list lines, reins, drift and wreath ring

Cut the long runner and seat edges first, curls, bows and loads last, then freeze.

1 inch test bar

Roll the dough 1/4 inch thick. Cut round the paper with a small paring knife held straight up.

The space under the body stays dough: ice it dark so the sleigh reads as an open frame.

Original sleigh shapes, no characters, brand names or logos. Free for personal use. bestgingerbreadhouses.com