Gingerbread Winter Wonderland Template: page 1 of 3

Cottage: front and back walls, two gable ends, two roof panels and the door.

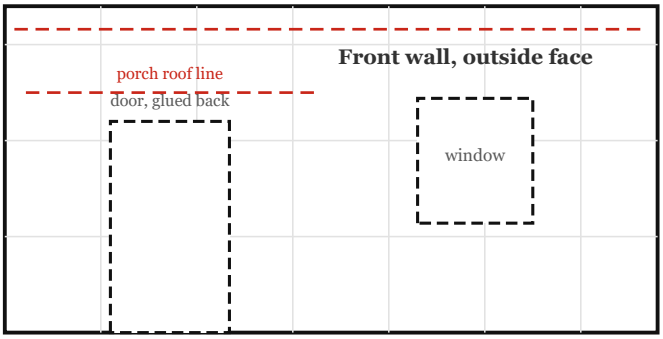

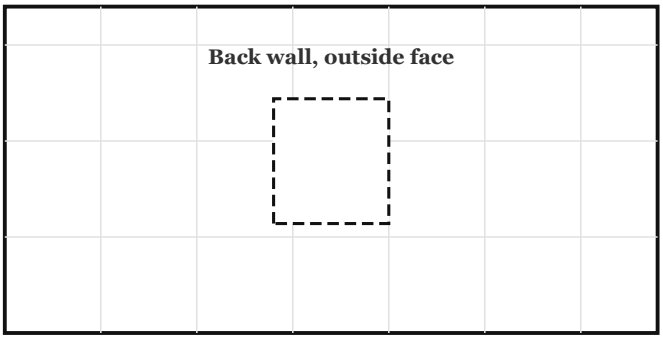

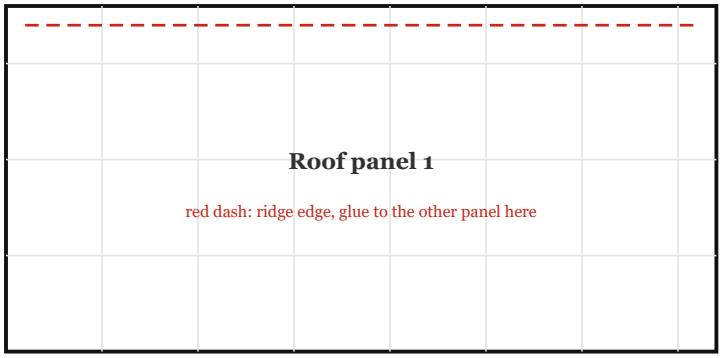

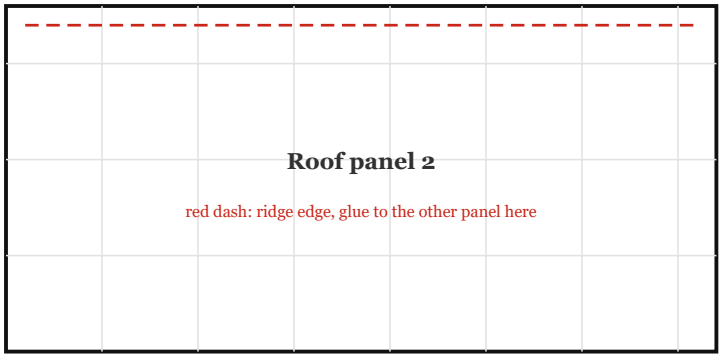

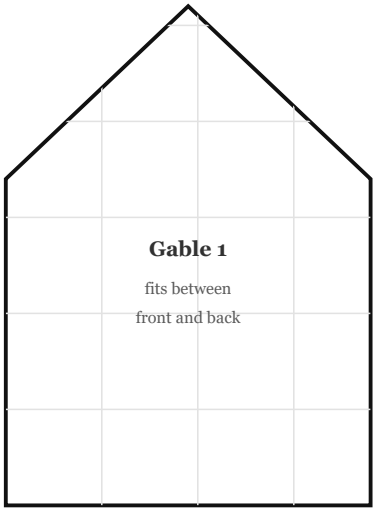

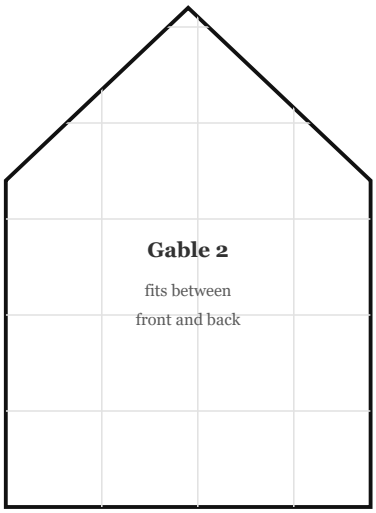



Door, cut 1

1 inch test bar
measure it first

Cut on the parchment and slide the paper onto the pan. Bake the door cut-out beside the front wall and glue it back in later. The gable ends fit between the front and back walls. The two roof panels meet at the ridge. The porch roof is on page 3.

Solid line: cut. Dashed black shape: cut out before baking (bake the door piece and glue it back).
Red dashes: guide only, do not cut. Pretzel rod posts and sugar cube chimney are not baked.
Print at Actual Size or 100 percent, never Fit to Page. bestgingerbreadhouses.com

Gingerbread Winter Wonderland Template: page 2 of 3

Grove: five pines cut from one outline at three sizes, and the snowman.

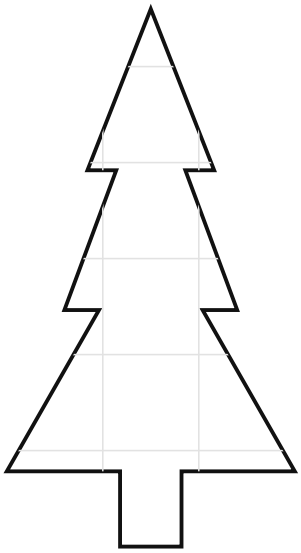

Large pine, cut 1

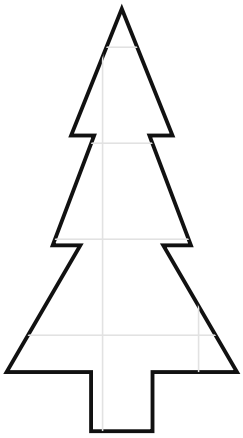

Medium pine, cut 2

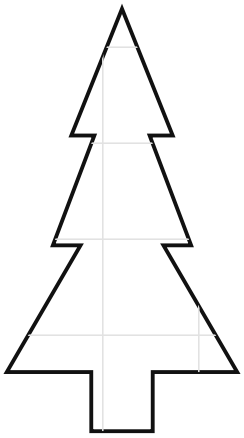

Medium pine, cut 2 (second)

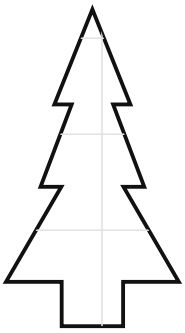

Small pine, cut 2

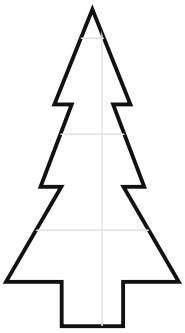

Small pine (second)

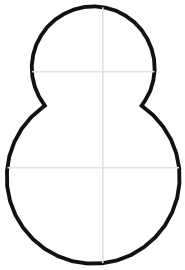

Snowman, cut 1



1 inch test bar
measure it first

One outline, three sizes. Cut the large pine once, the medium pine twice and the small pine twice. Each pine stands in a mound of royal icing on the board, so the trunk is the part that goes in. Keep the trunk 0.32 in wide at every size.

Bake the small pines early: they are done a few minutes before the large pine.

Solid line: cut. Dashed black shape: cut out before baking (bake the door piece and glue it back).

Red dashes: guide only, do not cut. Pretzel rod posts and sugar cube chimney are not baked.

Print at Actual Size or 100 percent, never Fit to Page. bestgingerbreadhouses.com

Gingerbread Winter Wonderland Template: page 3 of 3

Fence panels, porch roof and the board plan at 40 percent size.

Fence panel 1, cut 1

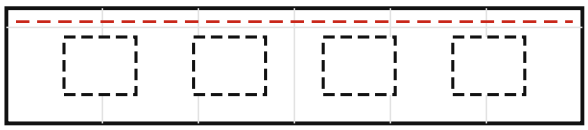

Fence panel 2, cut 1

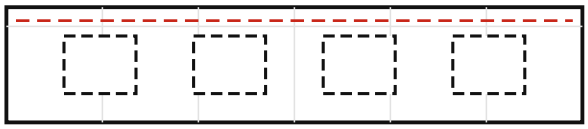

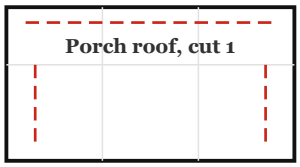

Red dash on top: back edge, glues to the wall.

Red side lines: pretzel post spots.



1 inch test bar
measure it first

Board plan at 40 percent size: 14 x 10 in board

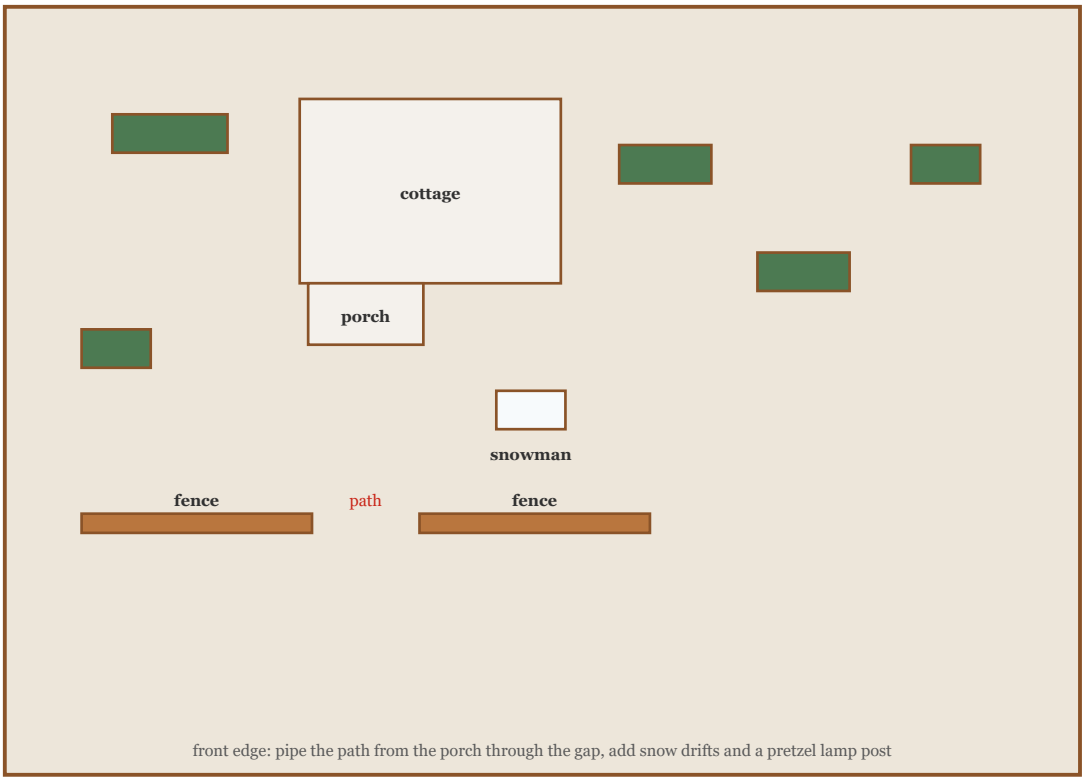

Solid line: cut. Dashed black shape: cut out before baking (bake the door piece and glue it back).

Red dashes: guide only, do not cut. Pretzel rod posts and sugar cube chimney are not baked.

Print at Actual Size or 100 percent, never Fit to Page. bestgingerbreadhouses.com