Zelda Inspired Gingerbread Cookie Template



Link in His Green Cap

2 3/8 x 2 1/2 in

- peach: face, ears
- blond: hair
- green: cap and tunic
- brown: straps and belt
- teal: eyes



Princess Zelda with Her Tiara

2 1/2 x 2 3/4 in

- peach: face, ears
- blond: hair
- gold: tiara, trim
- blue: dress
- white: collar

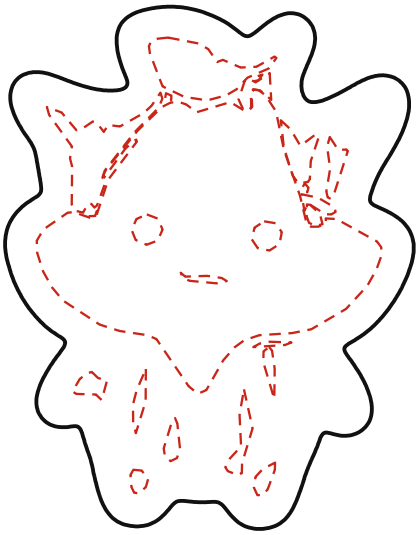

A Korok in a Leaf Mask

2 1/8 x 2 3/4 in

- leaf green: mask
- brown: body
- orange: leaf
- black: eye holes

How to read this page

Black line: cut with a paring knife or trace it onto parchment as your pattern.

Red dashes: the flood map. Each loop is one icing color, flooded one color at a time.

The outer red loop is where icing stops: leave a thin rim of bare dough all around.

Eye outlines, brow lines and flecks are piped on top the next day, once the flood has set.

Freeze cut shapes 30 minutes, then bake.

No logos and no lettering on any cookie.

1 inch test bar

1 inch square

Original fan-made shapes for home baking. Not affiliated with the games or their makers. bestgingerbreadhouses.com

Zelda Inspired Gingerbread Cookie Template

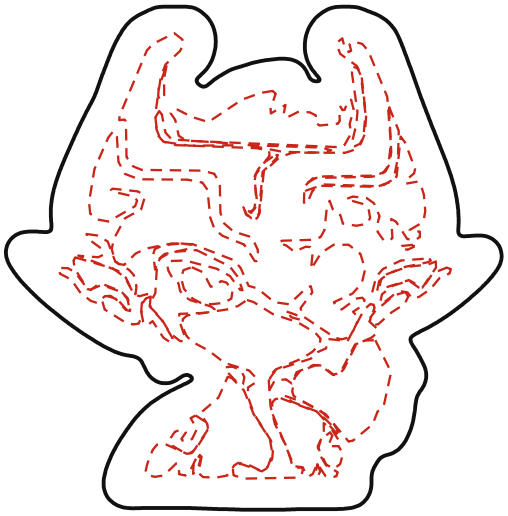

Midna in Her Stone Helmet

2 1/2 x 2 5/8 in

- grey: helmet
- charcoal: body
- orange: hair and eye
- cyan: glow lines

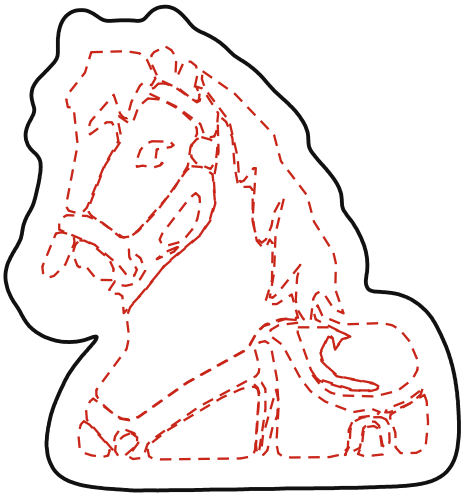

Epona the Horse

2 3/8 x 2 1/2 in

- chestnut: coat
- white: mane and blaze
- brown: saddle, bridle
- gold: buckles

How to read this page

Black line: cut with a paring knife or trace it onto parchment as your pattern.

Red dashes: the flood map. Each loop is one icing color, flooded one color at a time.

The outer red loop is where icing stops: leave a thin rim of bare dough all around.

Eye outlines, brow lines and flecks are piped on top the next day, once the flood has set.

Freeze cut shapes 30 minutes, then bake.

No logos and no lettering on any cookie.

1 inch test bar

1 inch square

Original fan-made shapes for home baking. Not affiliated with the games or their makers. bestgingerbreadhouses.com

Zelda Inspired Gingerbread Cookie Template



Ganondorf, King of Darkness

3 1/4 x 2 1/2 in

- grey-teal: skin
- red: hair and beard
- gold: ornaments
- charcoal: armour
- black: lines



A Red Bokoblin

3 1/8 x 2 3/8 in

- red-orange: skin
- pink: snout and ears
- white: horn, teeth
- brown: cloth
- yellow: eyes

How to read this page

Black line: cut with a paring knife or trace it onto parchment as your pattern.

Red dashes: the flood map. Each loop is one icing color, flooded one color at a time.

The outer red loop is where icing stops: leave a thin rim of bare dough all around.

Eye outlines, brow lines and flecks are piped on top the next day, once the flood has set.

Freeze cut shapes 30 minutes, then bake.

No logos and no lettering on any cookie.

1 inch test bar

1 inch square

Original fan-made shapes for home baking. Not affiliated with the games or their makers. bestgingerbreadhouses.com